

**ECHO**®

POWER ON. AND ON.™



**PRODUCT CATALOG**



BATTERY SYSTEM

2 YEAR COMMERCIAL WARRANTY  
5 YEAR CONSUMER WARRANTY



ECHO has built a strong reputation for the quality and performance of our products, and our battery-powered tools are no exception. ECHO battery-powered tools incorporate many of the same high-quality components as our professional-grade gas products, trusted by pros for durability and power.

The ECHO Battery System features proprietary technology and advanced manufacturing, providing the same legendary power and reliability ECHO is known for. This unified 56V platform offers advantages like easy starting, low noise, minimal maintenance, and a range of battery options for extended run times and adaptability.

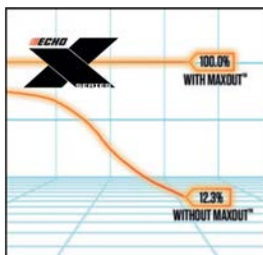


### eCM Technology®

ECHO's proprietary battery management system controls the temperature, charge, and discharge to help prolong the life of the battery pack.

### MAXOUT® Technology

Our exclusive MAXOUT® Technology, available on ECHO X Series 56V tools, ensures the unit operates like a gas-powered tool, delivering maximum power output throughout the life of the battery charge. While some competitive tools may lose power as the battery discharges, MAXOUT® ensures you have 100% power, 100% of the time. So just like with a gas-powered tool, you can go full out until you run out.



\* select units

Perfect for professional landscapers and homeowners alike, the ECHO Battery System balances maximum power, lightweight design, and extended runtime across a full suite of tools, so users can take on tough jobs with ease and flexibility.

## DSRM-2100

### String Trimmer



The DSRM-2100 straight-shaft trimmer delivers the quiet, convenience, and performance needed to cut grass down to size in residential areas.


- Hi/Lo speed settings for optimized cutting and battery life.
- Lightweight with overmolded handle grips for greater comfort.
- Variable-speed trigger for ultimate power control.
- Speed-Feed® 400 cutting head

DSRM-2100C1: 2.5Ah battery + standard charger included

Battery (Amp hour)	2.5
Weight with Battery (lbs.)	9.75
Avg. Run Time* with 2.5Ah (min.)	Up to 56
Cutting Swath (in.)	14 - 16

## DSRM-225

### String Trimmer



The DSRM-225 offers gas-like power and precise control with its top-mounted motor and durable carbon fiber shaft.

- Handle display shows battery charge status and power level.
- Lightweight, durable carbon fiber shaft.
- Cushioned handles provide control and comfort.
- Speed-Feed® 400 cutting head

DSRM-225R2: 5.0Ah battery + rapid charger included

Battery (Amp hour)	5.0
Weight with Battery (lbs.)	12.65
Avg. Run Time* with 5.0Ah (min.)	Up to 56
Cutting Swath (in.)	14 - 16

## DSRM-2600

### String Trimmer



The DSRM-2600 straight-shaft trimmer meets the demands of professional workdays. With MAXOUT® technology, it provides maximum power output for the life of the battery charge.

- Increased torque for superior cutting performance.
- Variable-speed trigger for ultimate power control.
- Large 17 in. cutting swath clears more area faster.
- MAXOUT® battery technology.

DSRM-2600R2: 5.0Ah battery + rapid charger included

Battery (Amp hour)	5.0
Weight with Battery (lbs.)	11.8
Avg. Run Time* with 5.0Ah (min.)	Up to 54
Cutting Swath (in.)	17

## DSRM-2600U

### Brushcutter



The DSRM-2600U brushcutter pushes productivity to the next level. With a lightweight, ergonomic design and legendary ECHO power, it's ready to tackle long days of tall weeds and grasses.

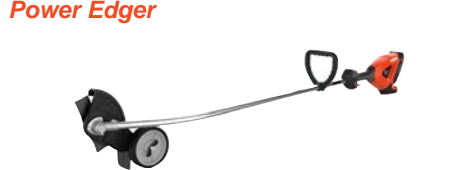
- Increased torque for superior cutting performance.
- Variable-speed trigger for ultimate power control.
- Compatible with brush blade (blade sold separately).
- MAXOUT® battery technology.

DSRM-2600UR2: 5.0Ah battery + rapid charger included

Battery (Amp hour)	5.0
Weight with Battery (lbs.)	13.35
Avg. Run Time* with 5.0Ah (min.)	Up to 54
Cutting Swath (in.)	17

## DPE-2100

### Power Edger



The DPE-2100 allows homeowners to carve through dirt, grass, and weeds to achieve professional lines along sidewalks and driveways.

- Captive wheel mount hardware for easy wheel height adjustability.
- Two speed settings for extended battery life or power when needed.
- Variable-speed trigger for ultimate control.

DPE-2100X1: 2.5Ah battery + top-mount charger included

Battery (Amp hour)	2.5
Weight with Battery (lbs.)	11.9
Avg. Run Time* with 2.5Ah (min.)	Up to 40
Blade Length (in.)	7.75

## DPE-2600

### Power Edger



The DPE-2600 allows commercial landscapers to carve through dense dirt giving properties a clean and professional finish.

- Contoured aluminum shield with sight line and cut away open face prevents clogging.
- 2:1 gear case to power through overgrown grass.
- Three speed settings and variable-speed trigger for control.
- MAXOUT® battery technology.

DPE-2600R2: 5.0Ah battery + rapid charger included

Battery (Amp hour)	5.0
Weight with Battery (lbs.)	14.1
Avg. Run Time* with 5.0Ah (min.)	Up to 86
Blade Length (in.)	7.75

\* Depending on battery size, charge level, cutting swath, and operating conditions.

## DPAS-2100 / DPAS-2100SB

### Pro Attachment Series™



The DPAS-2100 is the perfect all-in-one solution for homeowners. One power head accepts up to 14 attachments and adds versatility while reducing the need for multiple dedicated tools.

The DPAS-2100SB comes equipped with a Speed-Feed® 400 trimmer head attachment and is compatible with up to 13 additional attachments.

- Hi/Lo speed settings for optimized cutting and battery life.
- Lightweight with cushioned handle grip for greater comfort.

DPAS-2100C1: power head only, 2.5Ah battery + standard charger included

DPAS-2100SBC1: 2.5Ah battery + standard charger included

Battery (Amp hour)	2.5
Weight with Battery (lbs.)	9.7 / 10.7
Avg. Run Time* with 2.5Ah (min.)	Up to 28

## DPAS-2600 / DPAS-2600SB

### Pro Attachment Series™



The DPAS-2600 power head is attachment-ready with a quick-change, tool-free coupler that supports up to 15 compatible attachments, offering performance and versatility.

The DPAS-2600SB comes equipped with a Speed-Feed® 400 trimmer head attachment and is compatible with up to 14 additional attachments.

- Increased torque for superior cutting performance.
- Variable-speed trigger for ultimate power control.
- MAXOUT® battery technology.

DPAS-2600R2: power head only, 5.0Ah battery + rapid charger included

DPAS-2600SBR2: 5.0Ah battery + rapid charger included

Battery (Amp hour)	5.0
Weight with Battery (lbs.)	9.7 / 12.7
Avg. Run Time* with 5.0Ah (min.)	Up to 52

## 15 WAYS TO ACHIEVE GREATNESS

Multiple your outdoor power equipment solutions with the Pro Attachment Series™. The 15 different attachments add versatility to your equipment and expand what you can accomplish with your ECHO Battery System.

## ATTACHMENTS & ACCESSORY

### Pro Attachment Series™

#### CURVED SHAFT TRIMMER

- Rapid-Loader® head
- Curved shaft for precise trimming

Part#: 99944200615

#### SPEED-FEED TRIMMER

- Speed-Feed® 400 head
- 1.62:1 gear ratio

Part#: 99944200540

#### PRO-TORQUE™ TRIMMER

- 2:1 high-torque gear ratio
- ECHOmatic™ head

Part#: 99944200545

#### BRUSHCUTTER

- 8 in., 80-tooth brush blade
- 1.62:1 gear ratio

Part#: 99944200601

#### BED REDEFINER

- Replaceable, 6-finger steel claw
- Compatible with DPAS-2600 only

Part#: 99944200465

#### CURVED SHAFT EDGER

- Pro-Torque™ gear case
- Blade length: 7.75 in.

Part#: 99944200470

#### STRAIGHT SHAFT EDGER

- Pro-Torque™ gear case
- Blade length: 7.75 in.

Part#: 99944200475

#### STANDARD HEDGE TRIMMER

- 21-in. double-sided blades
- Length: 50.1 in.

Part#: 99944200486

#### MID-REACH HEDGE TRIMMER

- 21-in. double-sided blades
- Length: 37.9 in.

Part#: 99944200640

#### ARTICULATING HEDGE TRIMMER

- 10 blade positions with range of 135-degrees; length: 64.4 in.

Part#: 99944200596



#### BLOWER

- Solid drive shaft
- Direct-drive fan

Part#: 99944200490

#### POWER PRUNER®

- 10 in. bar and chain
- Over 8 ft. of total reach

Part#: 99944200532

#### TILLER/CULTIVATOR

- 6.5 in. tilling swath
- 42:1 gear reduction

Part#: 99944200513

#### PRO SWEEP™

- 22.5 in. sweeping swath
- Perfect for all surfaces

Part#: 99944200553

#### PRO PADDLE™

- 10, 1.625-in. durable rubber fins
- 22.5 in. sweeping swath

Part#: 99944200620

#### 3-FT. EXTENSION ACCESSORY

- Compatible with Power Pruner® and hedge trimmer attachments

Part#: 99944200536

\* Depending on battery size, charge level, attachment used, and operating conditions.

## DHC-2300

### Hedge Trimmer



The quiet, lightweight DHC-2300 hedge trimmer makes precision cuts with a lightning-fast 53 strokes per second, trimming time and effort off the workday.

- Double-sided, double-reciprocating RazorEdge® blades.
- 3,200 blade strokes per minute for ultra fast cuts.
- 1.1 in. cutting capacity for heavy use.

DHC-2300C1: 2.5Ah battery + standard charger included

Battery (Amp hour)	2.5
Weight with Battery (lbs.)	9.15
Avg. Run Time* with 2.5Ah (min.)	Up to 88
Blade Length (in.)	22

## DHC-2200 / DHC-2800

### Hedge Trimmer



The DHC-2200 and DHC-2800 hedge trimmers are built with commercial-grade construction and a high-efficiency motor, while remaining light enough to tackle a wide array of cutting applications.

- Double-sided, double-reciprocating RazorEdge® blades cut at 4,600 blade strokes per minute.
- 5-position, 180-degree rotating handle for increased maneuverability.
- MAXOUT® battery technology.

DHC-2200R1: 2.5Ah battery + rapid charger included  
DHC-2800R1: 2.5Ah battery + rapid charger included

Battery (Amp hour)	2.5
Weight with Battery (lbs.)	8.6 / 9.08
Avg. Run Time* with 2.5Ah (min.)	Up to 60
Blade Length (in.)	22 / 28

## DHCS-2800 / DHCS-3400

### Hedge Trimmer



The DHCS-2800 and DHCS-3400 single-sided hedge trimmers are versatile yet lightweight. The single-sided design with full-length debris shield let you direct clippings in a specific direction to make clean up easier and more efficient.

- Single-sided, double-reciprocating RazorEdge® blades cut at 4,600 blade strokes per minute.
- Full-length debris shield for reduced cleanup time.
- MAXOUT® battery technology.

DHC-2800R1: 2.5Ah battery + rapid charger included  
DHC-3400R1: 2.5Ah battery + rapid charger included

Battery (Amp hour)	2.5
Weight with Battery (lbs.)	8.5 / 9.0
Avg. Run Time* with 2.5Ah (min.)	Up to 60
Blade Length (in.)	28 / 34

## DSHC-2600 / DSHC-2600S

### Shafted Hedge Trimmer



The DSHC-2600/DSHC-2600S shafted hedge trimmers are built for pros. Their 21in. RazorEdge™ blades and angled shaft offer precise cuts, while the flanged front-grip and top-mounted motor provide gas-like performance.

- 7-degree angled shaft provides a wide-range view for trimming complex shapes.
- Multiple speed settings increase control while cutting and includes variable speed control on "HIGH" setting.
- MAXOUT® battery technology.

DSHC-2600R2: 5.0Ah battery + rapid charger included  
DSHC-2600SR2: 5.0Ah battery + rapid charger included

Battery (Amp hour)	5.0
Weight with Battery (lbs.)	12.9 / 12.4
Avg. Run Time* with 5.0Ah (min.)	Up to 80
Blade Length (in.)	21
Shaft Length (in.)	51 / 42

## DHCA-2600

### Articulating Shafted Hedge Trimmer



The DHCA-2600 articulating hedge trimmer is built with commercial-grade construction and a high-efficiency motor, while providing precise cuts and smooth maneuverability.

- Double-sided, double-reciprocating RazorEdge® blades.
- 4,000 blade strokes per minute for ultra fast cuts.
- Allows 10- blade adjustments with a total range of 135 degrees.
- MAXOUT® battery technology.

DHCA-2600R2: 5.0Ah battery + rapid charger included

Battery (Amp hour)	5.0
Weight with Battery (lbs.)	14.2
Avg. Run Time* with 5.0Ah (min.)	Up to 79
Blade Length (in.)	21
Shaft Length (in.)	59

## DCP-BVRVS1B

### Trimmer & Blower Combo Kit



56V battery-powered combo kit featuring the DSRM-2100 string trimmer and DPB-2500 handheld blower.

- 16 in. trimmer with #1 professional trimmer head – the Speed-Feed® 400.
- Blower delivers 158 MPH, 549 CFM, and up to 17 N.
- One 2.5Ah battery and standard charger included.

Battery (Amp hour)	2.5
Cutting Swath (in.)	16
Blowing Force (N)	17
Max. Air Speed (MPH)	158
Air Volume (CFM)	549

\* Depending on battery size, charge level, and operating conditions.

## DPB-2500

### Handheld Blower



The battery-powered blowing force the landscaping world has been waiting for, the DPB-2500 handheld blower can blow 549 CFM at 158 MPH. It's ideal for use in locations that restrict gas-powered blowers.

- Turbo button boosts performance.
- Variable-speed throttle with cruise control.
- Low noise, 65 dB(A) output for noise sensitive environments (per ANSI B175.2-2012).

DPB-2500C1: 2.5Ah battery + standard charger included  
 DPB-2500R2: 5.0Ah battery + rapid charger included

Battery (Amp hour)	2.5 or 5.0
Weight with Battery (lbs.)	7.7 / 9.5
Avg. Run Time* with 2.5Ah (min.)	Up to 15 <sup>2</sup> / 90 <sup>1</sup>
Avg. Run Time* with 5.0Ah (min.)	Up to 30 <sup>2</sup> / 180 <sup>1</sup>
Blowing Force (N) w/ 2.5Ah / 5.0Ah	15 / 17
Max. Air Speed (MPH)	158
Air Volume (CFM)	549

## DPB-2610

### Handheld Blower



Unleash the power of the DPB-2610 handheld blower. Delivering an impressive 549 CFM and 158 MPH airflow, this blower is engineered for professionals who demand top-tier performance.

- Locking turbo button for comfort.
- One-piece blower tube with patented metal wear ring prevents wear on end tube.
- MAXOUT® battery technology.

DPB-2610R2: 5.0Ah battery + rapid charger included

Battery (Amp hour)	5.0
Weight with Battery (lbs.)	9.5
Avg. Run Time* with 5.0Ah (min.)	Up to 20 <sup>2</sup>
Blowing Force (N)	17
Max. Air Speed (MPH)	158
Air Volume (CFM)	549

## DPB-5800T

### Backpack Blower



The DPB-5800T triple-port battery-powered backpack blower delivers up to 795 CFM at 195 MPH, making it a powerful mid-range blower tailored perfectly to homeowner use and light commercial applications.

- Triple battery port provides maximum run times.
- Variable-speed lever with cruise control allows you to maintain your desired speed setting, giving you more control.
- Rubber overmolded grip provides comfort and control.

DPB-5800TD2-2: two 5.0Ah batteries + one dual-port charger included

Battery (Amp hour)	Two 5.0
Weight with (2 / 3) Batteries (lbs.)	23.5 / 27.5
Avg. Run Time* w/ [2] 5.0Ah (min.)	Up to 35 / 20 <sup>3</sup>
Avg. Run Time* w/ [3] 5.0Ah (min.)	Up to 50 / 26 <sup>3</sup>
Blowing Force (N)	25 <sup>3</sup>
Max. Air Speed (MPH)	195 <sup>4</sup>
Air Volume (CFM)	795

## DPB-5900T

### Backpack Blower



The DPB-5900T backpack blower delivers 795 CFM at up to 195 MPH, making it ideal for pros. Its triple battery port provides maximum run times.

- Engage batteries independently or together for maximum productivity.
- Variable-speed lever with cruise control allows you to maintain your desired speed setting, giving you more control.
- MAXOUT® battery technology.

DPB-5900TM2H-3: [3] 8.0Ah batteries + [2] dual-port chargers included

Battery (Amp hour)	Three 8.0
Weight with (3) Batteries (lbs.)	32.2
Avg. Run Time* w/ [3] 8.0Ah (min.)	Up to 55/40 <sup>3</sup>
Blowing Force (N)	25 <sup>3</sup>
Max. Air Speed (MPH)	195 <sup>4</sup>
Air Volume (CFM)	795

## DPB-7700T

### Backpack Blower



The DPB-7700T backpack blower offers 850 CFM and up to 220 MPH, ideal for pros. It features an LCD screen for battery and power info, a water-resistant lid, and a rearward-facing work light for visibility.

- Engage up to three battery ports for extended runtime and performance.
- Variable-speed lever with cruise control allows you maintain your desired speed setting
- MAXOUT® battery technology.

DPB-7700TM2H-3: [3] 8.0Ah batteries + [2] dual-port chargers included

Battery (Amp hour)	Three 8.0
Weight with (3) Batteries (lbs.)	37.4
Avg. Run Time* w/ [3] 8.0Ah (min.)	Up to 60/24 <sup>2</sup>
Blowing Force (N)	36 <sup>2</sup>
Max. Air Speed (MPH)	220 <sup>4</sup>
Air Volume (CFM)	850 <sup>2</sup>

## DHS-3006

### Handheld Pruning Saw



The DHS-3006 handheld pruning saw delivers exceptional performance for pruning and small limbing tasks.

- 6 in. bar with 80TXL cutting system delivers efficient cutting with less vibration.
- Built-in chain oiled tank with automatic oiler.
- Tool-less chain tensioner for easy chain adjustments.
- MAXOUT® battery technology.

DHS-3006X1: 2.5Ah battery + top mount charger included

Battery (Amp hour)	2.5
Weight with Battery (lbs.)	5.3
Avg. Run Time** with 2.5Ah	Up to 120 cuts
Bar Length (in.)	6

\*\* In 4in. x 4in. timber, depending on battery size, charge level, and operating conditions.

\* Depending on battery size, charge level, and operating conditions. <sup>1</sup> On low-speed setting. <sup>2</sup> On high-speed setting. <sup>3</sup> On turbo mode. <sup>4</sup> With concentrator nozzle.

## DCS-5000

### Rear Handle Chainsaw



Convenient and feature-packed, the DCS-5000 delivers powerful performance with up to 200 cuts on a single charge. Powered by the ECHO Battery System, it ensures smooth, easy cuts and all-day efficiency.

- 18 in. bar and chain.
- Flip-lever oil cap for easy removal.
- Brushless motor.
- Metal bumper spike for greater control.

DCS-5000-18C2: 5.0Ah battery + standard charger included

Battery (Amp hour)	5.0
Weight with Battery (lbs.)	14.6
Avg. Run Time* with 5.0Ah	Up to 200 cuts
Bar Length (in.)	18
Oil Capacity (fl.oz.)	7.44

## DCS-2500T / DCS-2500TN



### Top Handle Chainsaw



A compact, lightweight powerhouse that is perfect for high-climbing professional arborists. The DCS-2500TN uses 80TXL chain which adds up to 16% more cutting efficiency.

- Ultra lightweight for easy, in-tree maneuverability.
- Patented harness ring for easy, secure access.
- Adjustable, top-mounted oiler conserves oil.
- MAXOUT® battery technology.

DCS-2500T-12C1: 2.5Ah battery + standard charger included  
 DCS-2500T-12R1: 2.5Ah battery + rapid charger included  
 DCS-2500TN-12R1: 2.5Ah battery + rapid charger included

Battery (Amp hour)	2.5
Weight with Battery (lbs.)	7.3
Avg. Run Time* with 2.5Ah	Up to 60 / 70 cuts
Bar Length (in.)	12
Oil Capacity (fl.oz.)	4.1

## DPPF-2100

### Fixed Shaft Power Pruner®



The DPPF-2100 delivers exceptional performance for pruning branches in hard-to-reach places from the ground. This efficient, smooth cutting Power Pruner® is perfect for the homeowner.

- Variable-speed trigger to match cutting conditions.
- Side-access chain tensioner for easy chain adjustments.
- Automatic, adjustable oiler helps maintain bar and chain life.

DPPF-2100C1: 2.5Ah battery + standard charger included

Battery (Amp hour)	2.5
Weight with Battery (lbs.)	12.9
Avg. Run Time* with 2.5Ah	Up to 100 cuts
Bar Length (in.)	10
Overall Length (in.)	96

## DPPT-2600H



### Telescoping Shaft Power Pruner®



The DPPT-2600H is a high-performing, telescopic shaft Power Pruner® that delivers top-tier performance for pruning. With MAXOUT® technology, it provides maximum power output for the life of the battery charge.

- Telescoping shaft for extended reach from the ground.
- Variable-speed trigger to match cutting conditions.
- Automatic, adjustable oiler.
- MAXOUT® battery technology.

DPPT-2600HR2: 5.0Ah battery + rapid charger included

Battery (Amp hour)	5.0
Weight with Battery (lbs.)	16.4
Avg. Run Time* with 5.0Ah	Up to 200 cuts
Bar Length (in.)	10
Overall Length (in.)	107 - 146

## DLM-2100

### Push Lawnmower



Ideal for yards up to 1/3 acre, the DLM-2100 push mower delivers hassle-free mowing with legendary ECHO power.

- Large 21 in. heavy-duty steel deck cuts more area faster.
- 3-in-1 discharge for mulching, bagging, or side discharge (sold separately).
- Auto-switch dual-battery dock for uninterrupted mowing and less downtime.

DLM-2100R2-2: [2] 5.0Ah batteries + rapid charger included

Battery (Amp hour)	5.0
Avg. Run Time** with 5.0Ah (min.)	Up to 70
Cutting Width (in.)	21
Cutting Height (in.)	1 - 4

## DLM-2100SP

### Self-Propelled Lawnmower



The DLM-2100SP self-propelled mower provides effortless and efficient mowing. With an auto-switch dual-battery dock, three quick-switch clippings discharge settings and a large 21 in. cutting deck, it makes cuts without compromise.

- Large 21 in. heavy-duty steel deck cuts more area faster.
- 3-in-1 discharge for mulching, bagging, or side discharge.
- Auto-switch dual-battery dock for uninterrupted mowing and less downtime.

DLM-2100SPR2-2: [2] 5.0Ah batteries + rapid charger included

Battery (Amp hour)	5.0
Avg. Run Time** with 5.0Ah (min.)	Up to 70
Cutting Width (in.)	21
Cutting Height (in.)	1 - 4

\* In 4in. x 4in. timber, depending on battery size, charge level, and operating conditions. \*\* Depending on battery size, charge level, and operating conditions.



## BATTERIES / CHARGERS

*One Platform. All ECHO.*

The ECHO Battery System utilizes high-capacity lithium-ion batteries with on-board charge level indicators to easily monitor charging status. Available in three sizes to best match your run time needs, all ECHO 56V batteries are equipped with ECHO's exclusive eCM Technology® providing heat, charge, and discharge management to help prolong the life of the battery. All ECHO batteries are compatible with all 56V chargers for the ultimate in versatility and convenience.

Part Number	LBP-56V125	LBP-56V250	LBP-56V400
Battery Amp Hour (Ah)	2.5	5.0	8.0
Standard Charger (min.)	75	150	225
Rapid Charger (min.)	38	75	120
Dual-Port Charger (min.)	38	48-75	60-100
Top-Mount Charger (min.)	150	300	480
Weight (lbs.)	2.25	4.05	5.6
Watt-Hours	126	252	402



Charger Type	TOP-MOUNT CHARGER	STANDARD CHARGER	RAPID CHARGER	DUAL-PORT CHARGER
Part Number	LC-56V1A	LC-56V2A**	LC-56V4A	LC-56V5A2
On-Board LED Diagnostics	■	■	■	■
Optional Wall Mount		■	■	■
6-ft. Charging Cord Length	■	■	■	■
2x Faster than LC-56V2A			■	■
Ultra-Rapid Charging*				■
USB-A + USB-C Ports				■



\* When used with just one battery. \*\* Standard charger may be orange or black (running change to black).

Specifications, descriptions, and illustrative material in this literature are as accurate as known at the time of publication, but are subject to change without notice. Illustrations may include optional equipment.

2025 ECHO Incorporated, a subsidiary of Yamabiko Corporation. All rights reserved. #MKTEF250001

ECHO Incorporated, 400 Oakwood Road, Lake Zurich, IL 60047-1564 - echo-usa.com